

































pp

Machine	Explode	Code	Description
Polar G-Series Direct Draw Beer Dispenser (2 Keg 2 Tap)	1	AT081	Top
Polar G-Series Direct Draw Beer Dispenser (2 Keg 2 Tap)	2		Top Fixed Clip
Polar G-Series Direct Draw Beer Dispenser (2 Keg 2 Tap)	3		Body
Polar G-Series Direct Draw Beer Dispenser (2 Keg 2 Tap)	4		Support of Body
Polar G-Series Direct Draw Beer Dispenser (2 Keg 2 Tap)	5	AE824	Standard Castors
Polar G-Series Direct Draw Beer Dispenser (2 Keg 2 Tap)	6		Braked Castors
Polar G-Series Direct Draw Beer Dispenser (2 Keg 2 Tap)	7		Co2 Tee Joint
Polar G-Series Direct Draw Beer Dispenser (2 Keg 2 Tap)	8	AL148	Door Spring Left
Polar G-Series Direct Draw Beer Dispenser (2 Keg 2 Tap)	9	AB346	Door Spring Right
Polar G-Series Direct Draw Beer Dispenser (2 Keg 2 Tap)	10	AL149	Down Hinge
Polar G-Series Direct Draw Beer Dispenser (2 Keg 2 Tap)	11		Door Right
Polar G-Series Direct Draw Beer Dispenser (2 Keg 2 Tap)	12		Door Left
Polar G-Series Direct Draw Beer Dispenser (2 Keg 2 Tap)	13	AL157	Door Seal
Polar G-Series Direct Draw Beer Dispenser (2 Keg 2 Tap)	14	AP873	Front Panel
Polar G-Series Direct Draw Beer Dispenser (2 Keg 2 Tap)	14		Down Panel
Polar G-Series Direct Draw Beer Dispenser (2 Keg 2 Tap)	15	AL151	Thermostat
Polar G-Series Direct Draw Beer Dispenser (2 Keg 2 Tap)	16		Electrical Equipment Fixer
Polar G-Series Direct Draw Beer Dispenser (2 Keg 2 Tap)	17	AK136	LED Power Supply
Polar G-Series Direct Draw Beer Dispenser (2 Keg 2 Tap)	18	AB579	Lock & Key
Polar G-Series Direct Draw Beer Dispenser (2 Keg 2 Tap)	19	AB287	Down Hinge Axis Jacket
Polar G-Series Direct Draw Beer Dispenser (2 Keg 2 Tap)	20	AL150	Upper Hinge Left
Polar G-Series Direct Draw Beer Dispenser (2 Keg 2 Tap)	21	AL147	Upper Hinge Right
Polar G-Series Direct Draw Beer Dispenser (2 Keg 2 Tap)	22	AL155	Condenser
Polar G-Series Direct Draw Beer Dispenser (2 Keg 2 Tap)	23	AK066	Condenser Fan
Polar G-Series Direct Draw Beer Dispenser (2 Keg 2 Tap)	24	AN928	Filter Drier Fixer
Polar G-Series Direct Draw Beer Dispenser (2 Keg 2 Tap)	25	AF800	Filter Drier
Polar G-Series Direct Draw Beer Dispenser (2 Keg 2 Tap)	26		Unit Room Side Plate
Polar G-Series Direct Draw Beer Dispenser (2 Keg 2 Tap)	27		Unit Room Side Plate Fixer
Polar G-Series Direct Draw Beer Dispenser (2 Keg 2 Tap)	28		Discharge Pipe
Polar G-Series Direct Draw Beer Dispenser (2 Keg 2 Tap)	29	AL166	Water Box
Polar G-Series Direct Draw Beer Dispenser (2 Keg 2 Tap)	30		Suction Pipe
Polar G-Series Direct Draw Beer Dispenser (2 Keg 2 Tap)	31	AG569	Compressor (R290)
Polar G-Series Direct Draw Beer Dispenser (2 Keg 2 Tap)	32		Lock Hook
Polar G-Series Direct Draw Beer Dispenser (2 Keg 2 Tap)	33	AG554	UK Power Cord
Polar G-Series Direct Draw Beer Dispenser (2 Keg 2 Tap)	34	AL153	Evaporator
Polar G-Series Direct Draw Beer Dispenser (2 Keg 2 Tap)	35	AL168	Fan Support
Polar G-Series Direct Draw Beer Dispenser (2 Keg 2 Tap)	36	AK188	Evaporator Fan Blade
Polar G-Series Direct Draw Beer Dispenser (2 Keg 2 Tap)	38		Evaporator Fan Motor
Polar G-Series Direct Draw Beer Dispenser (2 Keg 2 Tap)	37	AU861	Evaporator Fan Grill
Polar G-Series Direct Draw Beer Dispenser (2 Keg 2 Tap)	39		Evaporator Cover
Polar G-Series Direct Draw Beer Dispenser (2 Keg 2 Tap)	40	AK128	Sensor Fixed Box
Polar G-Series Direct Draw Beer Dispenser (2 Keg 2 Tap)	41		Filter Net
Polar G-Series Direct Draw Beer Dispenser (2 Keg 2 Tap)	42		Door Switch Box

Machine	Explode	Code	Description
Polar G-Series Direct Draw Beer Dispenser (2 Keg 2 Tap)	43	AB888	Door Switch
Polar G-Series Direct Draw Beer Dispenser (2 Keg 2 Tap)	44		Unit Board
Polar G-Series Direct Draw Beer Dispenser (2 Keg 2 Tap)	45	AL167	Evaporator Water Pan
Polar G-Series Direct Draw Beer Dispenser (2 Keg 2 Tap)	46		Air Flow Conduct Board
Polar G-Series Direct Draw Beer Dispenser (2 Keg 2 Tap)	47	AL169	Lamp
Polar G-Series Direct Draw Beer Dispenser (2 Keg 2 Tap)	48		Beer Filter Board
Polar G-Series Direct Draw Beer Dispenser (2 Keg 2 Tap)	49	AL163	Beer Dispenser
Polar G-Series Direct Draw Beer Dispenser (2 Keg 2 Tap)	49		Keep Warm Board
Polar G-Series Direct Draw Beer Dispenser (2 Keg 2 Tap)	49		Co2 Tee Joint
Polar G-Series Direct Draw Beer Dispenser (2 Keg 2 Tap)	49		D Type Connector
Polar G-Series Direct Draw Beer Dispenser (2 Keg 2 Tap)	50	AL159	Drain Pipe(B Ext)
Polar G-Series Direct Draw Beer Dispenser (2 Keg 2 Tap)	51	AL158	Drain Pipe(A Int)
Polar G-Series Direct Draw Beer Dispenser (2 Keg 2 Tap)	52	AL160	Big Tube
Polar G-Series Direct Draw Beer Dispenser (2 Keg 2 Tap)	53		Co2 Pipe Threading Pipe(Int)
Polar G-Series Direct Draw Beer Dispenser (2 Keg 2 Tap)	54		Co2 Pipe Threading Pipe(Ext)
Polar G-Series Direct Draw Beer Dispenser (2 Keg 2 Tap)	55		Threading Pipe Cover
Polar G-Series Direct Draw Beer Dispenser (2 Keg 2 Tap)	56		Co2 Tee Joint Fixer
Polar G-Series Direct Draw Beer Dispenser (2 Keg 2 Tap)	57		Fat Support
Polar G-Series Direct Draw Beer Dispenser (2 Keg 2 Tap)	58	AN995	Location Knob
Polar G-Series Direct Draw Beer Dispenser (2 Keg 2 Tap)	59		Thermostat Cover
Polar G-Series Direct Draw Beer Dispenser (2 Keg 2 Tap)	60	AL161	Air Flow Conduct Pipe
Polar G-Series Direct Draw Beer Dispenser (2 Keg 2 Tap)	61	AL159	Outside Water Pipe Bolt
Polar G-Series Direct Draw Beer Dispenser (2 Keg 2 Tap)	62	AL158	Internal Water Pipe Nut
Polar G-Series Direct Draw Beer Dispenser (2 Keg 2 Tap)	63	AL301	Drain Pipe
Polar G-Series Direct Draw Beer Dispenser (2 Keg 2 Tap)	64		Keep Warm Board
Polar G-Series Direct Draw Beer Dispenser (2 Keg 2 Tap)	65		Wind Board
Polar G-Series Direct Draw Beer Dispenser (2 Keg 2 Tap)	66		Front Fixed Panel
Polar G-Series Direct Draw Beer Dispenser (2 Keg 2 Tap)	67		Back Cover
Polar G-Series Direct Draw Beer Dispenser (2 Keg 2 Tap)	68		Cold Air Pipe Support
Polar G-Series Direct Draw Beer Dispenser (2 Keg 2 Tap)	69	AL301	Drain Pipe
Polar G-Series Direct Draw Beer Dispenser (2 Keg 2 Tap)	70	AC614	Sensor Jst
Polar G-Series Direct Draw Beer Dispenser (2 Keg 2 Tap)	70		Sensor Probe
Polar G-Series Direct Draw Beer Dispenser (2 Keg 2 Tap)	N/A	AU803	Type S Conversion Kit
Polar G-Series Direct Draw Beer Dispenser (2 Keg 2 Tap)	N/A	AT643	Type D conversion Kit
Polar G-Series Direct Draw Beer Dispenser (2 Keg 2 Tap)	N/A		Electrics for Compressor EMT2121U
Polar G-Series Direct Draw Beer Dispenser (2 Keg 2 Tap)	N/A	AN850	Hot Key