
























Machine	Explode	Code	Description
Buffalo Bean to Cup Coffee Machine	1		Hexagon Socket Head Pan Head Tapping Screw
Buffalo Bean to Cup Coffee Machine	2	AS231	Power Switch
Buffalo Bean to Cup Coffee Machine	3	AS232	USB Lid
Buffalo Bean to Cup Coffee Machine	4		Back Cover
Buffalo Bean to Cup Coffee Machine	5	AS233	Exhaust Port Gasket
Buffalo Bean to Cup Coffee Machine	6		Cross Recessed Pan Head Tapping Screw
Buffalo Bean to Cup Coffee Machine	7	AU467	Main PCB Board
Buffalo Bean to Cup Coffee Machine	8	AU415	Cross Recessed Pan Head With Self Tapping Screw
Buffalo Bean to Cup Coffee Machine	9	AS235	Power Supply Assembly
Buffalo Bean to Cup Coffee Machine	10		Cross Recessed Pan Head Screw
Buffalo Bean to Cup Coffee Machine	11		Spring Washer
Buffalo Bean to Cup Coffee Machine	12		Flat Washer
Buffalo Bean to Cup Coffee Machine	13	AS236	Filter Press Board
Buffalo Bean to Cup Coffee Machine	14		External Serrated Lock Washer
Buffalo Bean to Cup Coffee Machine	15		Hexagon Nut
Buffalo Bean to Cup Coffee Machine	16	AS237	EMI Filter
Buffalo Bean to Cup Coffee Machine	17		Switch Push Rod
Buffalo Bean to Cup Coffee Machine	18	AS238	UK Power Cord
Buffalo Bean to Cup Coffee Machine	19		Main Body Assembly
Buffalo Bean to Cup Coffee Machine	20	AS240	Drive Unit Assembly
Buffalo Bean to Cup Coffee Machine	21	AS241	Brewing Unit Assembly
Buffalo Bean to Cup Coffee Machine	22	AS242	Waterproof Switch for Brewing Unit
Buffalo Bean to Cup Coffee Machine	23		Brewing Unit Fixing Plate
Buffalo Bean to Cup Coffee Machine	24		Fixed Plate Buckle
Buffalo Bean to Cup Coffee Machine	25		Brewing Door Assembly
Buffalo Bean to Cup Coffee Machine	26		Brewing Door Shaft
Buffalo Bean to Cup Coffee Machine	27		Right Cover
Buffalo Bean to Cup Coffee Machine	28	AS244	Steam Solenoid Assembly
Buffalo Bean to Cup Coffee Machine	29		Front Cover Plate
Buffalo Bean to Cup Coffee Machine	30	AS297	Front Panel Assembly
Buffalo Bean to Cup Coffee Machine	30a-m	AS990	Outlet Cover Assembly
Buffalo Bean to Cup Coffee Machine	30f&30i	AW282	Milk Frother & Outlet Assembly
Buffalo Bean to Cup Coffee Machine	30j	AW283	Milk Foam Outlet
Buffalo Bean to Cup Coffee Machine	30k&30l &30m	AW284	Front Cover Assembly
Buffalo Bean to Cup Coffee Machine	30n	AS991	Milk Feed Tube
Buffalo Bean to Cup Coffee Machine	31	AS250	Pressure Relief Pipe
Buffalo Bean to Cup Coffee Machine	32	AS252	Condenser Assembly
Buffalo Bean to Cup Coffee Machine	33		Cross Recessed Pan Head Taping Screw
Buffalo Bean to Cup Coffee Machine	34	AS254	16Pin Terminal Wire
Buffalo Bean to Cup Coffee Machine	35	AU673	Transfer PCB Board
Buffalo Bean to Cup Coffee Machine	36	AS258	Three-Way Connector
Buffalo Bean to Cup Coffee Machine	37		Coffee Outlet Elbow Assembly

Machine	Explode	Code	Description
Buffalo Bean to Cup Coffee Machine	38	AS260	Electromagnetic Pump Assembly
Buffalo Bean to Cup Coffee Machine	39	AS262	Pressure Solenoid Valve Assembly
Buffalo Bean to Cup Coffee Machine	40	AS263	Flow Meter Assembly
Buffalo Bean to Cup Coffee Machine	41		Left Cover
Buffalo Bean to Cup Coffee Machine	42	AS267	Relief Valve Assembly
Buffalo Bean to Cup Coffee Machine	43	AS265	Coffee & Milk Tube Cleaning Solenoid Valve Assembly
Buffalo Bean to Cup Coffee Machine	44	AS266	Pressure Relief Valve & Steam Solenoid Valve Assembly
Buffalo Bean to Cup Coffee Machine	45	AS269	Boiler Assembly
Buffalo Bean to Cup Coffee Machine	46		Upper Bracket
Buffalo Bean to Cup Coffee Machine	47	AS272	Water Tank Assembly
Buffalo Bean to Cup Coffee Machine	48	AS276	Water Tank Cover Assembly
Buffalo Bean to Cup Coffee Machine	49	AS278	Bean Container Cover Assembly
Buffalo Bean to Cup Coffee Machine	50	AS274	Bean Container Assembly
Buffalo Bean to Cup Coffee Machine	51	AS302	Middle Rear Lining Panel
Buffalo Bean to Cup Coffee Machine	52	AS280	Adjusting Knob
Buffalo Bean to Cup Coffee Machine	53	AS281	Adjustable Gear Lever
Buffalo Bean to Cup Coffee Machine	54	AS283	Adjusting Gear
Buffalo Bean to Cup Coffee Machine	55		Cross Recessed Pan Head With Self Tapping Screw
Buffalo Bean to Cup Coffee Machine	56	AU416	Large Washer
Buffalo Bean to Cup Coffee Machine	57	AS284	Bean Grinder Assembly
Buffalo Bean to Cup Coffee Machine	58	AS285	Damper Rubber for Grinder
Buffalo Bean to Cup Coffee Machine	59	AS286	Support Pad for Ground Coffee Funnel
Buffalo Bean to Cup Coffee Machine	60	AS287	Bean Entrance Sealant
Buffalo Bean to Cup Coffee Machine	61	AS289	Seal Ring for Ground Coffee Funnel
Buffalo Bean to Cup Coffee Machine	62	AS288	Grinder Motor Sleeve
Buffalo Bean to Cup Coffee Machine	63	AS291	Exhaust Inlet
Buffalo Bean to Cup Coffee Machine	64	AS292	Silicon Rubber Tube
Buffalo Bean to Cup Coffee Machine	65		Exhaust Fan Hood
Buffalo Bean to Cup Coffee Machine	66	AS293	Fan Bracket
Buffalo Bean to Cup Coffee Machine	67	AS294	Exhaust Fan
Buffalo Bean to Cup Coffee Machine	68	AS246	Drip Tray
Buffalo Bean to Cup Coffee Machine	69	AS299	Drain Tray Cover Assembly
Buffalo Bean to Cup Coffee Machine	70		Base Assembly
Buffalo Bean to Cup Coffee Machine	71	AS300	Waste Water Tank Assembly
Buffalo Bean to Cup Coffee Machine	72	AS301	Waste Box Assembly
Buffalo Bean to Cup Coffee Machine	N/A	AS257	Three-Way Connector
Buffalo Bean to Cup Coffee Machine	N/A	AU660	155°C Temperature Controller for Coffee
Buffalo Bean to Cup Coffee Machine	N/A	AU661	180°C Temperature Controller for Steam
Buffalo Bean to Cup Coffee Machine	N/A	AU662	Two-Position Two-Way Solenoid Valve (0° Direction)
Buffalo Bean to Cup Coffee Machine	N/A	AU663	Two-Position Two-Way Solenoid Valve (180° Direction)
Buffalo Bean to Cup Coffee Machine	N/A	AU664	Two-Position Three-Way Solenoid Valve (0° Direction)
Buffalo Bean to Cup Coffee Machine	N/A	AU665	Two-Position Three-Way Solenoid Valve (180° Direction)
Buffalo Bean to Cup Coffee Machine	N/A	AU666	O-Ring Seal $\Phi 3.8 \times \Phi 2.0$
Buffalo Bean to Cup Coffee Machine	N/A	AU667	U-Shaped Clamp

Machine	Explode	Code	Description
Buffalo Bean to Cup Coffee Machine	N/A	AU670	L22 Cable
Buffalo Bean to Cup Coffee Machine	N/A	AU400	Milk Tube Valve
Buffalo Bean to Cup Coffee Machine	N/A	AU674	Steam Nozzle